







**pro**tec Trockensystem TS-14

**Montageschritte:**



**Aufbauart / Aufbauhöhe / Belastbarkeit:**

TS-14 Trockensystem	25 mm	25 mm	25 mm
Knauf Brio - Trockenestrichelement	18 mm	23 mm	
Fermacell - Trockenestrichelement			25 mm
Aufbauhöhe:	43 mm	48 mm	50 mm
Belastbarkeit:	2 kN/m <sup>2</sup>	3 kN/m <sup>2</sup>	3 kN/m <sup>2</sup>